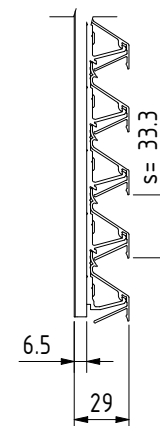
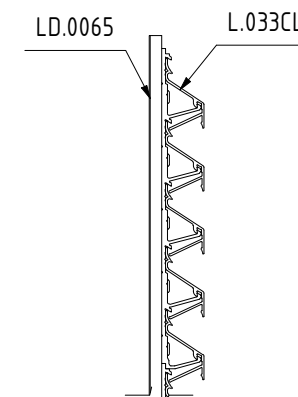



TOP VIEW



A-A (1 : 4)

KEY REFERENCE

L: Length of blade [mm]
d: Expansion joint [mm]
= 0,001 x L
s: Step of blade [mm]

Maximal dimensions to be discussed with R&D Dept. of NV Renson Projects.

RENSON
Creating healthy spaces

RENSON FABRICATIONS Ltd
Fairfax Units 1-2-3
Bircholt Rd. - Parkwood I.E.
Maidstone, Kent, ME15 9SF
Tel.: 01622 754123
Fax: 01622 689478
www.renson.eu

VERTICAL FIXED

TYPE: LINIUS

SUBTYPE: C.L.S.

DESCRIPTION: L.033CL + LD.0065

PRODUCT SHEET

SHEET N°
VV-L-1.4601

ISSUE
V.03

Scale:
1/4
Orig. format:
A4

All rights reserved to NV RENSON PROJECTS. This drawing shall not be copied nor showed to third parties without written permission of NV RENSON PROJECTS.

S:\RD-Projects\CAD\91_Product\Fiches\NV\VV\VV-L-1\VV_L_1_4601-RF.idw